

# Food Insecurity

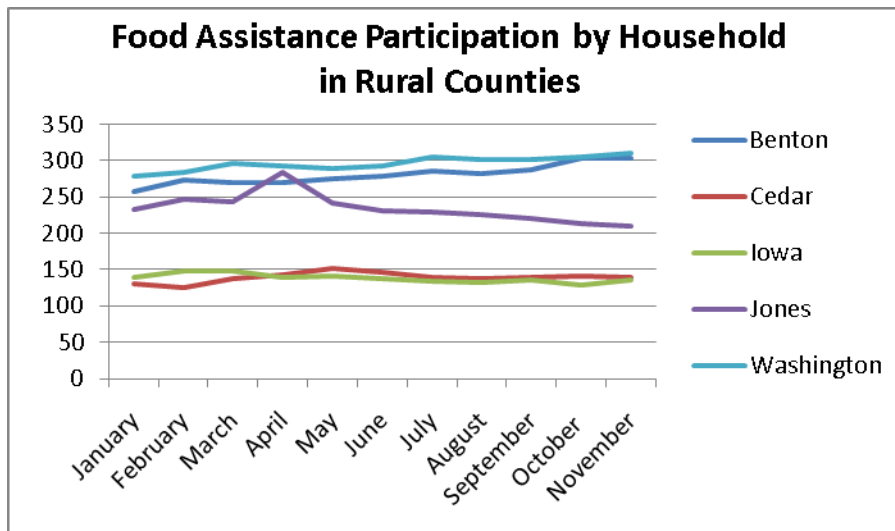
A growing number of households are seeking food assistance support through community and state channels to support them in meeting their family's basic needs.

According to the U.S. Department of Agriculture, **11.5%** of Iowa households, on average, experienced "food insecurity" from 2007-2009. The National average was 13.5% during this same time period.

## State Food Assistance

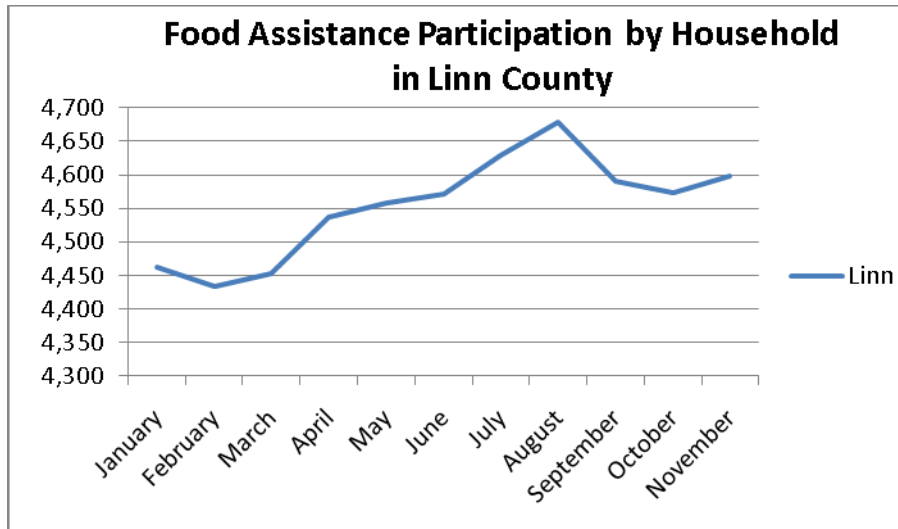
Food assistance participation by household increased **69% in Linn County** and **76% in Iowa** in the last 5 years.

The following charts reflect the number of households in Benton, Cedar, Iowa, Jones, Washington, and Linn counties and the state of Iowa that received food assistance through the state between January 2010 and November 2010.



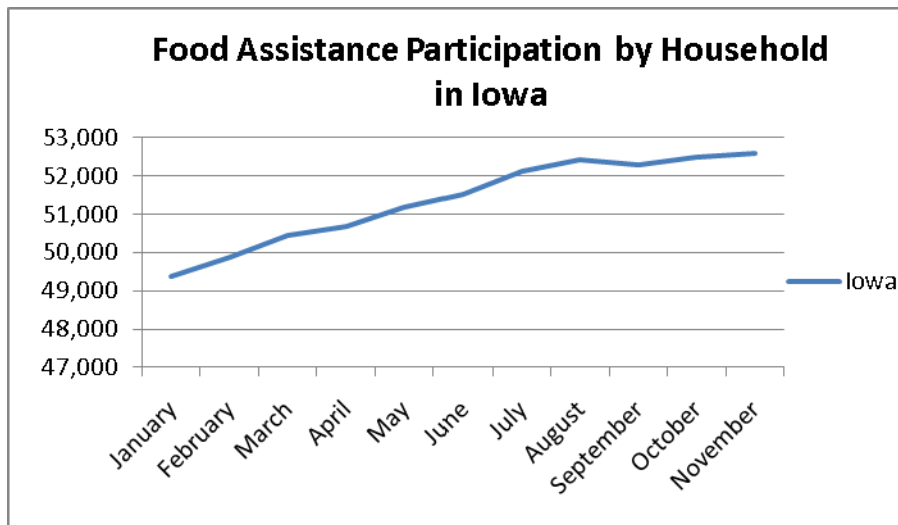
Food assistance participation by household in the five rural counties **increased from 1,039 to 1,096 (5.4%)** from January 2010 to November 2010.

- This is an additional **57 households** receiving assistance.



Food assistance participation by household in Linn County **increased from 4,462 to 4,598 (3%)** from January 2010 to November 2010.

- This is an additional **136 households** receiving assistance.



Food assistance participation by household in the state of Iowa **increased from 49,366 to 52,592 (6.5%)** from January 2010 to November 2010.

- This is an additional **3,226 households** receiving assistance.

### Food Pantry Utilization

A growing number of households are accessing food assistance through food pantries that partner with HACAP Food Reservoir.

- Partnering pantries reported serving **19,550** households the fourth quarter of 2008 and **22,540** households during the first quarter of 2009.
- This represents a **15% increase** in the number of households utilizing food pantries within a six month period.

### Linn County Hunger Free Network: Food Pantry and Meal Site Survey

The Linn County Hunger Free Network, with the cooperation and assistance of food pantries and meal sites across Linn County, distributed a Food Survey to clients utilizing the services of 13 organizations. The following lists findings from the survey. A full copy of the survey report and focus group summary can be accessed through the links below.

- 64% of respondents had at least 1 family member missing 1 or more meals a week due to a lack of food or money.
- 64% of all respondents indicated they used both meal site and food pantry services.
- 71% of respondents indicated they use a pantry 1-4 times a month to meet their food needs.
- 21% of respondents used 3-4 different food pantries in one month to meet their needs.
- 42.86% of respondents indicated they needed roughly 2 weeks worth of food from pantries to meet their needs.

### Related Items:

Linn County Hunger Free Network: Survey Report

Linn County Hunger Free Network Focus Group Summary

### Sources:

Iowa Fiscal Partnership "Finding Enough Food in Iowa"  
<http://www.iowafiscal.org/101116-foodinsecurity.html>

Iowa Department of Human Services. Monthly Food Assistance Statistical Report.  
<http://www.dhs.state.ia.us/Partners/Reports/PeriodicReports/FoodAssistance/F1.html>

Hawkeye Area Community Action Program (HACAP) Partner Pantry Food Assistance Numbers Served Report (October 2008-March 2009).  
<http://feedingamerica.org/our-network/the-studies/~media/Files/research/almanac/section3.ashx>

Linn County Hunger Free Network: Survey Report and Focus Group Summary, January 2010.