

# Linn County Continuum of Care Planning & Policy

## Breaking the Cycle of Homelessness in Linn County

Homeless Point-In-Time

July 28, 2010

### Executive Summary

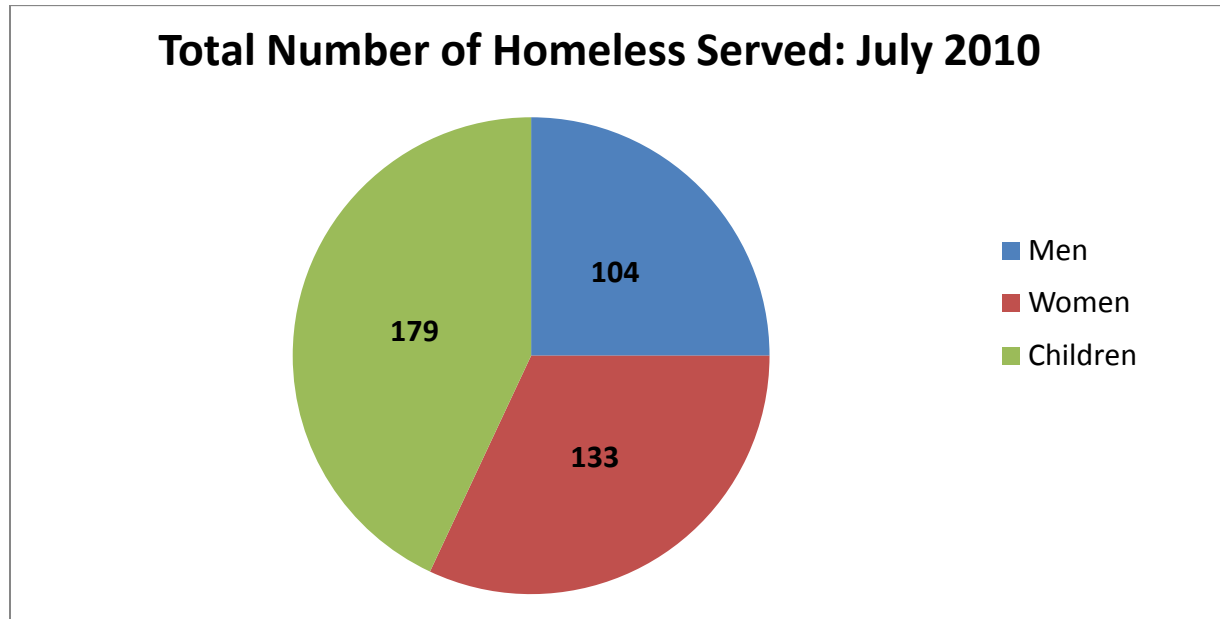
#### **Background:**

On July 28, 2010 members of the Linn County Continuum of Care simultaneously distributed surveys to places that serve persons who are homeless\* to obtain data on the number of persons served at that point in time. The simultaneous distribution of surveys is designed to eliminate duplication of numbers. This report provides a snapshot of homeless persons served in a single point in time. This report is not intended to reflect the overall trend in number of homeless served throughout the year. For trending information please refer to the FY09 Linn County Homeless Data Summary.

**\*A Homeless Person is defined as** a person sleeping in an emergency shelter or place not meant for human habitation; a person in transitional or supportive housing for homeless persons who originally came from the street or an emergency shelter.

#### **Total Served:**

Overall, on July 28, 2010 a total of **416 individuals** were served by local emergency shelters, transitional housing facilities, permanent supportive housing, received vouchers for emergency lodging or were found living on the street. The following illustrates the breakdown of men, women and children served.



#### **Turn-Aways:**

- **33 or 7.9%** of all individuals served on July 28, 2010 were turned away.
- **22** were turned away from an emergency shelter and **11** were turned away from transitional housing.
- **17 of the 33 or 51.5%** were turned away due to **lack of space**.

# Linn County Continuum of Care Planning & Policy

*Breaking the Cycle of Homelessness in Linn County*

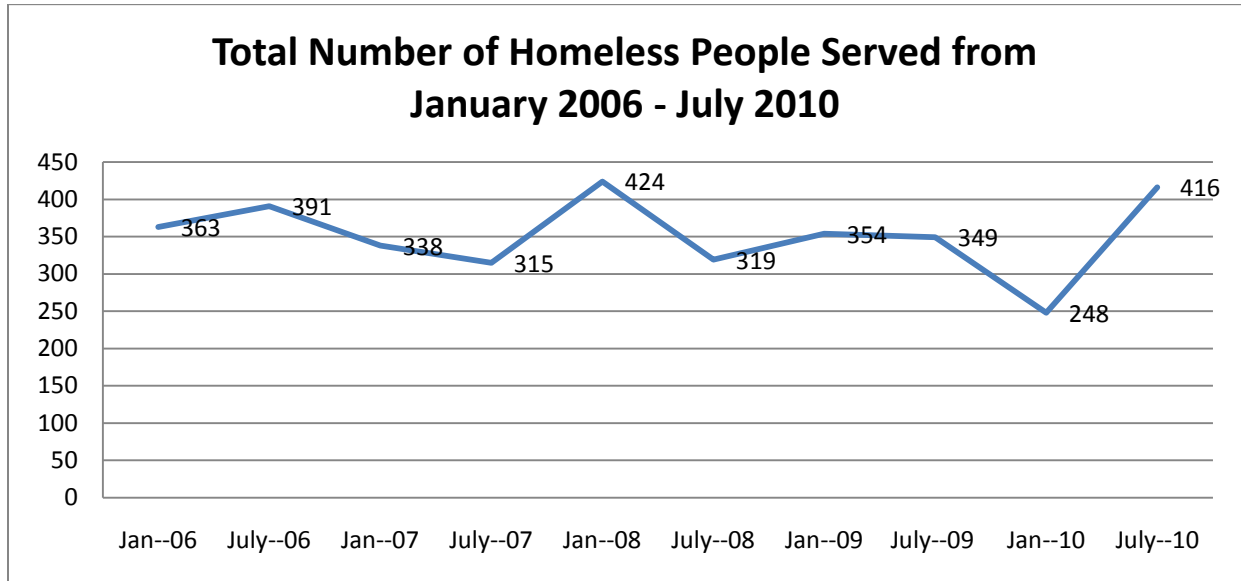
Homeless Point-In-Time

July 28, 2010

## Waiting List:

- **203** people were reported to be on a waiting list. The source of the waitlist is as follows:  
1 emergency shelter, 200 transitional housing, and 2 permanent supportive housing.

## Point in Time Count Trend:



# Linn County Continuum of Care Planning & Policy

## Breaking the Cycle of Homelessness in Linn County

Homeless Point-In-Time

July 28, 2010

### Emergency Shelter

#### **Definition:**

Emergency Housing is defined by HUD as any facility with overnight sleeping accommodations, the primary purpose of which is to provide temporary shelter for the homeless in general for special populations of homeless persons. The length of stay can range from one night up to as much as three months.

#### **Total Served and Turn-Aways:**

- **86 people (45 men, 19 women and 22 children)** were served by emergency shelters on July 28, 2010.
- **22 people** were turned away from an emergency shelter on July 28, 2010. 17 of the 22 turn-aways were due to lack of space.

The chart below illustrates the bed capacity of each Emergency Shelter, the number of people that stayed in Emergency Shelter on July 28, 2010 and the number of individuals turned away.

<b>Emergency Shelter</b>	<b># Beds</b>	<b>Men</b>	<b>Women</b>	<b>Children</b>	<b>Total</b>	<b>Turn-Aways</b>
Cedar House Shelter	16	14	2	0	16	1
Foundation 2 Youth Shelter	4*	0	0	4	4	0
Mission of Hope	11	11	0	0	11	8
St. John of the Cross Catholic Worker House	13	1	5	9	15	9
Waypoint Madge Phillips Center	40	0	9	1	10	0
Willis Dady Emergency Shelter	44	19	3	8	30	4
<b>TOTAL</b>	<b>128</b>	<b>45</b>	<b>19</b>	<b>22</b>	<b>86</b>	<b>22</b>

\*Beds for voluntary use only.

# Linn County Continuum of Care Planning & Policy

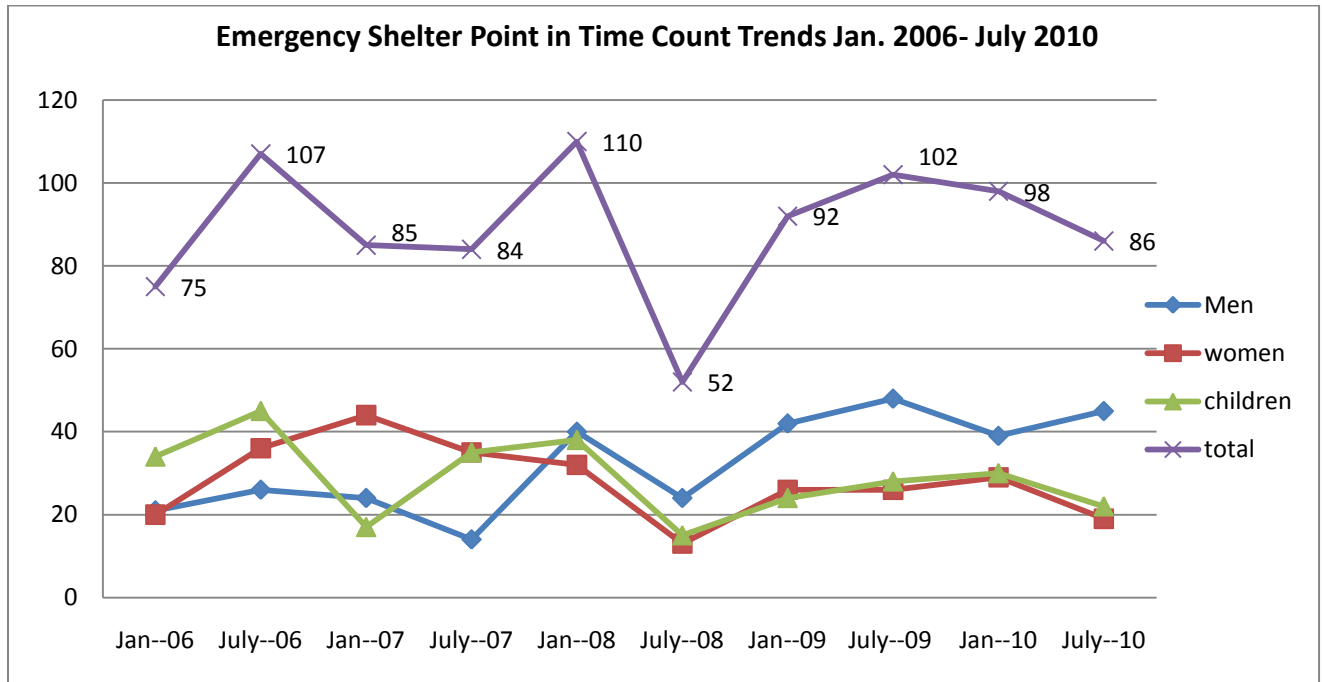
## Breaking the Cycle of Homelessness in Linn County

Homeless Point-In-Time

July 28, 2010

The graph below shows a 5-year trend of homeless individuals served by emergency shelters on point in time counts.

- Since January of 2008, a greater percentage of the individuals served by emergency shelters have been men.



### Housing Need:

Housing need represents the type of housing services the individual would need to overcome homelessness.

- **28 or 33%** of the total people served in emergency shelter only need **emergency shelter**.
- **49 or 57%** of the total people served in emergency shelter need **transitional housing**.
- **9 or 10%** of the total people served in emergency shelter need **permanent supportive housing**.

# Linn County Continuum of Care Planning & Policy

*Breaking the Cycle of Homelessness in Linn County*

Homeless Point-In-Time

July 28, 2010

## Vouchers for Emergency Lodging

### Total Served and Turn-Aways:

On July 28, 2010, **13** emergency motel vouchers were issued.

- The Salvation Army issued **10** emergency motel vouchers to **2** men, **4** women, and **4** children.
- The Waypoint Domestic Violence Shelter issued **3** emergency motel vouchers to **1** woman and **2** children.

Voucher Programs	Men	Women	Children	Total	# Turn-aways
The Salvation Army	2	4	4	10	0
Waypoint DVS	0	1	2	3	0
<b>Total</b>	<b>2</b>	<b>5</b>	<b>6</b>	<b>13</b>	<b>0</b>

## Linn County Continuum of Care Planning & Policy

*Breaking the Cycle of Homelessness in Linn County*

Homeless Point-In-Time

July 28, 2010

### Transitional Housing

**Definition:**

Transitional Housing is defined by HUD as a project that is designed to provide housing and appropriate support services to homeless persons to facilitate movement to independent living.

**Total Served and Turn-Aways:**

- **289** people (**45 men, 101 women and 143 children**) were served by transitional housing on July 28, 2010.
- **11** people were turned away from ASAC's "The Way Home" housing on July 28, 2010. The majority of turn-aways were due to applicants having insufficient income to pay rent.

The chart below illustrates the bed capacity of each transitional housing provider, the number of people that stayed in transitional housing on July 28, 2010 and the number of individuals turned away.

<b>Transitional Housing</b>	<b># of Beds</b>	<b>Men</b>	<b>Women</b>	<b>Children</b>	<b>Total</b>	<b>Turn-Aways</b>
ASAC Adult Residential Halfway House	10	5	1	0	6	0
ASAC Heart of Iowa Halfway House	38	0	10	18	28	0
ASAC The Way Home	58	2	22	38	62	11
Catherine McAuley Center	15	0	14	0	14	0
Foundation 2 Transitional Living Program	10	4	4	1	9	0
*HACAP-Inn Circle	111	6	27	39	72	0
HACAP-Scattered Sites	91	6	15	47	68	0
The Safe Place Foundation	33	22	8	0	30	0
<b>Total</b>	<b>366</b>	<b>45</b>	<b>101</b>	<b>143</b>	<b>289</b>	<b>11</b>

\*HACAP- Inn Circle was under renovation on the point in time count date, affecting the number of individuals who could be served.

## Linn County Continuum of Care Planning & Policy

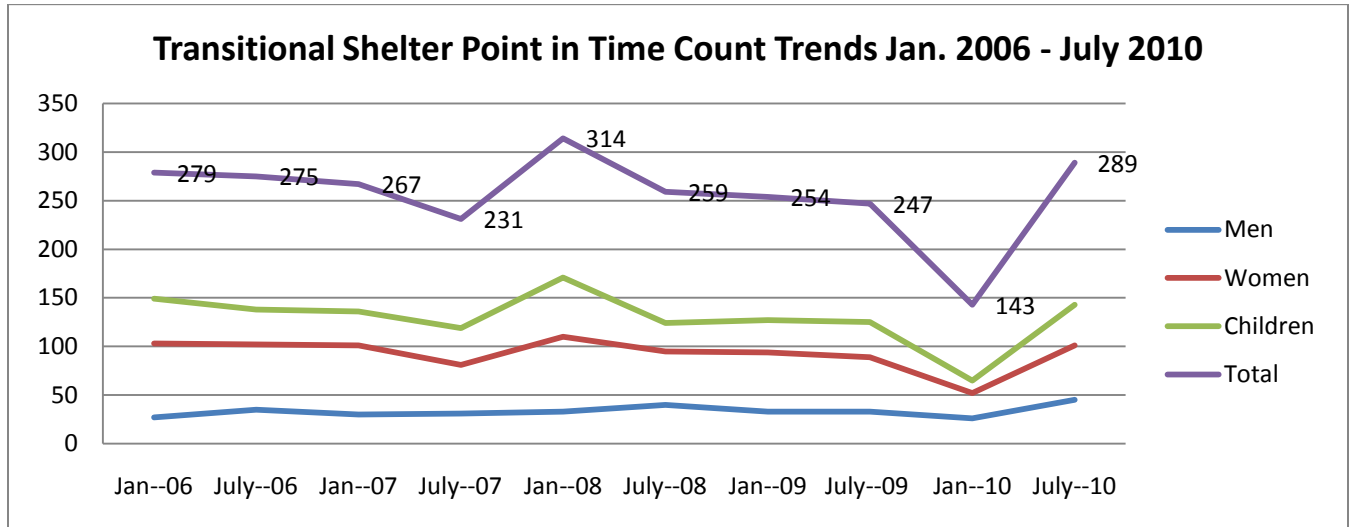
### Breaking the Cycle of Homelessness in Linn County

Homeless Point-In-Time

July 28, 2010

The graph below shows a 5-year trend of homeless individuals served by transitional housing providers on point in time counts.

- Women and children continue to be the most common residents of transitional housing. Women and children represent **84%** of all individuals served in transitional housing on July 28, 2010.



### Housing Need:

Housing need represents the type of housing services the individual would need to overcome homelessness.

- **224 or 78%** of the total people served in transitional housing only need **transitional housing**.
- **65 or 22%** of the total people served in transitional housing need **permanent supportive housing**.

# Linn County Continuum of Care Planning & Policy

## Breaking the Cycle of Homelessness in Linn County

Homeless Point-In-Time

July 28, 2010

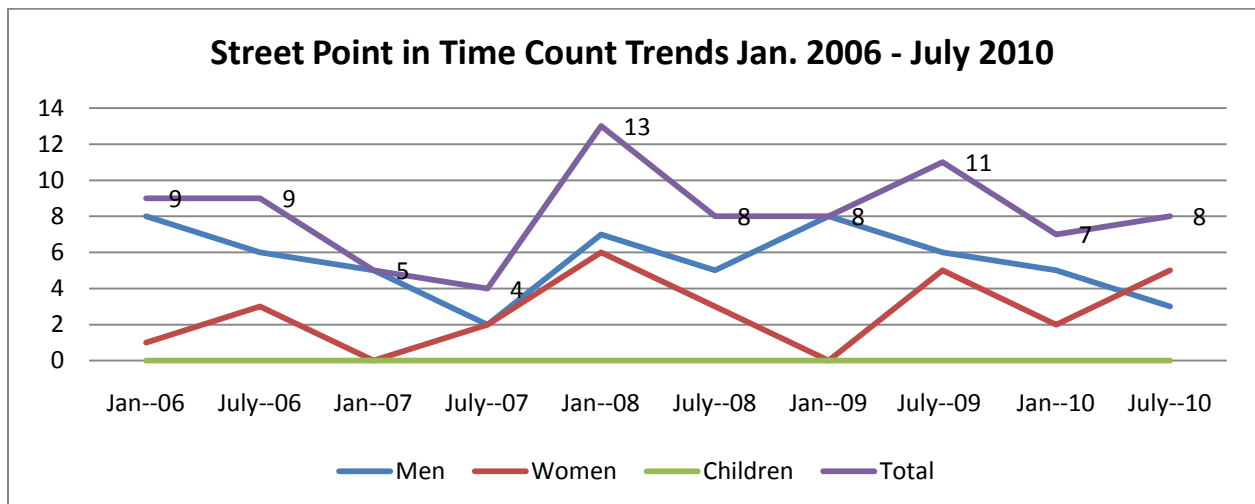
### Street Count

#### Methodology:

A street count was conducted in conjunction with the Homeless Point-In-Time survey on July 28, 2010. A homeless outreach worker from the Abbe Center for Community Mental Health, a case manager from Willis Dady Emergency Shelter and a homeless outreach coordinator from Linn Community Care coordinated an outreach strategy to conduct a count of homeless persons in locations known to workers or other homeless individuals.

#### Total Count

- **8 people (3 men, 5 women and 0 children)** were found living on the street on July 28, 2010.
- Over the past 5 years in Linn County, with the exception of the point-in-time count on July 28, 2010, men are most likely to be living on the street.



#### Housing Need:

- **2 or 25%** of individuals living on the street need **emergency shelter**.
- **3 or 37.5%** of individuals living on the street need **transitional housing**.
- **3 or 37.5%** of individuals living on the street need **permanent supportive housing**.

# Linn County Continuum of Care Planning & Policy

## Breaking the Cycle of Homelessness in Linn County

Homeless Point-In-Time

July 28, 2010

### Permanent Supportive Housing

#### **Definition:**

Permanent Supportive Housing is long-term community-based housing and supportive services for homeless persons. The intent of this type of supportive housing is to enable this special needs population to live as independently as possible in a permanent setting. The supportive services may be provided by the organization managing the housing or provided by other public or private service agencies. There is no definite length of stay.

#### **Total Served and Turn- Aways:**

- **20 people (9 men, 3 women, and 8 children)** were served by permanent supportive housing on July 28, 2010.
- 0 people were turned away from permanent supportive housing on July 28, 2010.

The chart below illustrates the bed capacity of each permanent supportive housing provider, the number of people that stayed in permanent supportive housing on July 28, 2010 and the number of individuals turned away.

<b>Permanent Supportive Housing</b>	<b>#Beds</b>	<b>Men</b>	<b>Women</b>	<b>Children</b>	<b>Total</b>	<b>#Turn-Aways</b>
CCIA CHOOSE Program	13	1	3	8	12	0
HACAP Chronically Homeless Project	8	8	0	0	8	0
<b>Total</b>	<b>21</b>	<b>9</b>	<b>3</b>	<b>8</b>	<b>20</b>	<b>0</b>

- The **HACAP Chronically Homeless Project (CHP)** is a program that provides placement for chronically homeless individuals. The program offers 8 beds for chronically homeless single adult males and females. On July 28, 2010, a total of 8 men were served.
- **Community Homeless Offenders Stabilization Efforts (CHOOSE)** is a program that provides permanent housing to formerly incarcerated persons. The program offers 13 beds. On July 28, 2010, 1 man, 3 women, and 8 children were served.

# Linn County Continuum of Care Planning & Policy

## Breaking the Cycle of Homelessness in Linn County

Homeless Point-In-Time

July 28, 2010

### Homeless Subpopulations

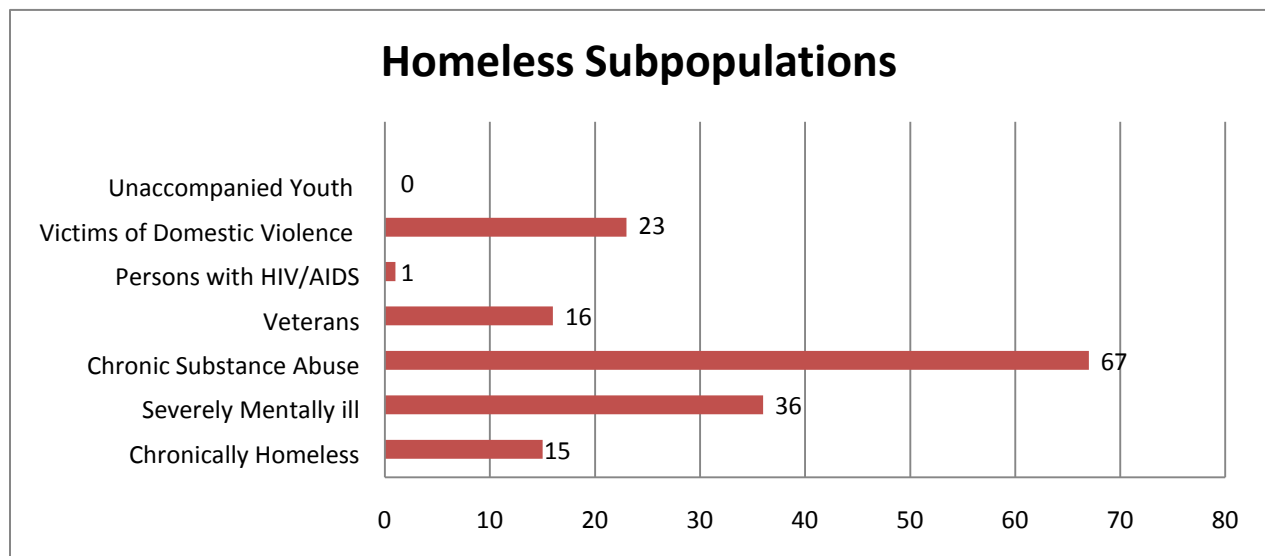
#### Definition:

**Chronically Homeless** is defined by HUD as an unaccompanied homeless individual, with a disabling condition, who has been either continuously homeless for one year or more or had at least four episodes of homelessness in the past three years. The individual must have been sleeping in a place not meant for human habitation such as living on the streets and/or living in an emergency shelter (not transitional housing) during these episodes.

- **15 or 3.6%** of the 416 homeless individuals served on July 28, 2010 were **chronically homeless**.

Other homeless subpopulations documented were persons with severe mental illness, individuals with chronic substance abuse, veterans, persons with HIV/AIDS, victims of domestic violence and unaccompanied youth. Homeless individuals may fall in more than one subpopulation.

- The leading accompanying issue faced by the homeless individuals served on July 28, 2010 was **chronic substance abuse: 67 or 16%** of all homeless counted documented this as an issue.
- The second leading issue documented was **severe mental illness at 36 people or 9%**.
- The third leading issue documented was **victims of domestic violence at 23 people or 6%**.



## Linn County Continuum of Care Planning & Policy

*Breaking the Cycle of Homelessness in Linn County*

Homeless Point-In-Time

July 28, 2010

### Subsidized Housing- Housing Choice Voucher Program

#### **Definition:**

Housing choice vouchers is defined by HUD as vouchers that allow very low income families to choose and lease or purchase safe, decent and affordable privately-owned rental housing.

#### **Waitlist:**

The City of Cedar Rapids - Housing Choice Voucher Program (previously Section 8 Tenant Based Voucher Program) reported **2,544 applicants on the waiting list** for vouchers as of July 28, 2010.

Note: Eligibility is not yet determined at the point in time that an individual is placed on the waitlist.